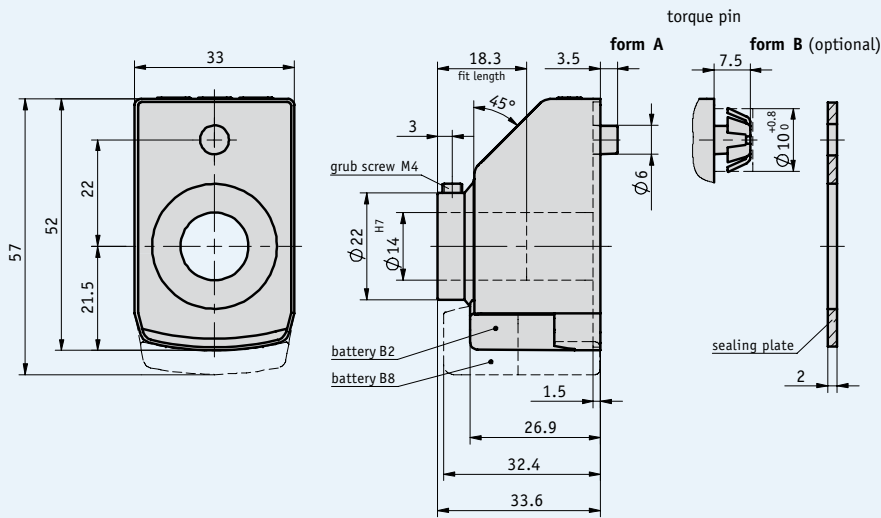


### Profile

- Freely programmable electronic digital display for length or angular measurement
- Hollow shaft, max.  $\varnothing$  14 mm
- LCD display with 5 digits and special characters
- Digit height approx. 8 mm
- Reset, incremental measurement, offset via keyboard
- Long battery life
- Easy battery change without dismantling of the device



### Mechanical data


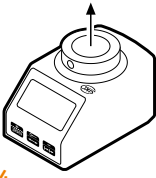



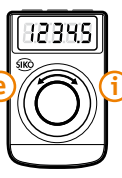
Feature	Technical data	Additional information
Weight	approx. 0.05 kg	
Hollow shaft	$\varnothing$ 14H7, plain bearing, browned steel	(max. $\varnothing$ 16H7)
Rotational speed	max. 600 rpm (100 % operation time)	
Protection category	IP51	
Operating temperature	-10 ... +60 °C	
Storage temperature	-30 ... +80 °C	
Housing	plastic	
Shock resistance	30 g / 15 ms	according to DIN EN 60068-2-27
Vibration resistance	10 g / (5 ... 150 Hz)	according to DIN EN 60068-2-6
	20 g / (100 ... 2.000 Hz)	according to DIN EN 60068-2-6

## Electrical data

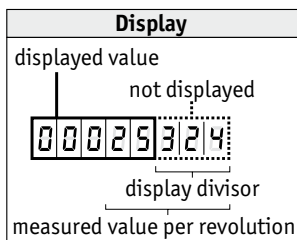
Feature	Technical data	Additional information
Display	LCD display, 5-digit, 8 mm digit height	
Display range	-19999 ... 99999	
Battery	lithium coin cell, 3 V, CR2032 type	~2 years of service life
	lithium coin cell, 3 V, CR2477 type	~8 years of service life
EMC	DIN EN 61000-4-2	
	DIN EN 61000-4-4	

## Order

### Order note

Mounting position		Key pad operation			Counting direction
					
<b>02</b>	<b>04</b>	<b>D/V</b>	<b>K</b>	<b>OF</b>	

Note: Characters highlighted in orange are order features



### Display divisor

The indication of the measured value on the display can be influenced by means of the divisor (divider). The divisor shifts figures of the measured value into the invisible sector of the display unit. Although the figures are not displayed, they are also calculated by the electronics unit and mathematically rounded.

### Calculation of value displayed (example: order text):

Measured value per revolution 25324  
 Display divisor 1000

Feature	Value displayed	Measured value
1 <sup>st</sup> revolution	25	25324
2 <sup>nd</sup> revolution	51	50648
3 <sup>rd</sup> revolution	76	75972

**Order table**

Feature	Order text	Specification	Additional information
Design/mounting position*	<b>02</b>	horizontal spindle	
	<b>04</b>	vertical spindle	
Measured value per revolution*	...	<b>2 ... 90 000</b>	see calculation of value displayed
	<b>W3600</b>	angular mode 0 ... 360°, resolution 0.1°	only for decimal point „1“
	<b>Z3600</b>	angular mode -180 ... +180°, resolution 0.1°	only for decimal point „1“
Decimal place*	<b>0</b>	0 = 00000	
	<b>1</b>	1 = 0000.0	
	<b>2</b>	2 = 000.00	
	<b>3</b>	3 = 00.000	
Display divisor*	...	<b>1, 10, 100, 1000</b>	see calculation of value displayed
Counting direction* = ascending values	<b>i</b>	clockwise	
	<b>e</b>	counter-clockwise	
Key pad operation	<b>D</b>	zero setting, directly*	
	<b>V</b>	zero setting, delayed by 5 s*	
	<b>K</b>	only incremental measurement key	
	<b>OF</b>	without function keys	
Hollow shaft/diameter (mm)	...	<b>14, 16</b>	
	...	<b>RH6, RH8, RH10, RH12</b>	reducing bushes
	...	others on request	
Color	<b>O</b>	orange RAL 2004	
	<b>R</b>	red RAL 3000	
	<b>S</b>	black RAL 9005	
Battery	<b>B2</b>	~2 years of service life	
	<b>B8</b>	~8 years of service life	pay attention to the technical drawing

\* programmable by means of ProTool DE programming software

**Order code**



**Scope of delivery:** DE04, User information

**Accessories:**  
 Programming software ProTool DE  
 Reducing bushes

Page 107  
 Page 108

**Additional information:**  
 General information and areas of application  
 Page 30 cont.